

39 602

RAPID SL


SLX 2" X 6" IN-WALL CARRIER AND TANK FOR TOILET

Pure Freude
an Wasser






STANDARD SPECIFICATION:

- Dual Side channels for water connection and integrated power socket for shower toilets and bidet seats
 - Dual flush – 0.8gpf and 1.6gpf (3L and 6L)
 - Low noise operation – meets strict European noise (DIN) standards
 - No tools required for the installation of the inspection shaft including protection during construction phase, for vertical use
 - Self-supporting, pre-assembled powder coated steel frame with quick and lockable adjustments
 - ADA Compliant, bowl rim height adjustments from 15" to 19"
 - Pneumatic discharge valve offering 3 modes of operation: dual flush, start/stop or single flush
 - Tank insulated to prevent condensation
 - 2 fixing bolts included, 7- 9in (180-230mm) mounting screw distance
 - Includes integrated angle valve and push fit flexible hose union
 - ½" water supply connection from right, back or top
 - Inlet and outlet connecting set with fixed connections
 - Includes flow manager
 - Actuation plate sold separately
 - 44" (1.13m) installation height
- TÜV approved for load capacity
 - CALGreen compliant
 - WaterSense® compliant when paired with listed WaterSense® high efficiency compatible 0.8-1.28gpf (3-4.8lpf) wall hung toilet bowls



PRODUCT FEATURES:

-  GROHE Whisper®
-  GROHE EcoJoy™
-  GROHE QuickFix®

CERTIFICATIONS:



- ADA
- Massachusetts Plumbing Board Approved
- ASSE 1002
- CSA B45.15
- CSA B125.3
- CSA B125.12
- ASME A112.6.2
- ASME A112.19.5
- ASME A112.1002

AVAILABLE FINISHES:

39602000

NOTE: Install this product according to the installation guide. ADA, CSA compliant when installed to the specific requirements of these regulations.

Tel: 1.630.582.7711 Fax: 1.630.582.7722

We reserve the right to make revisions without notice to product specifications.

For the most current Specification Sheet, go to www.grohe.us.

02-10-2021

PART OF **LIXIL**

39 602

RAPID SL

SLX 2" X 6" IN-WALL CARRIER AND TANK FOR TOILET

Pure Freude
an Wasser



TECHNICAL DATA:

